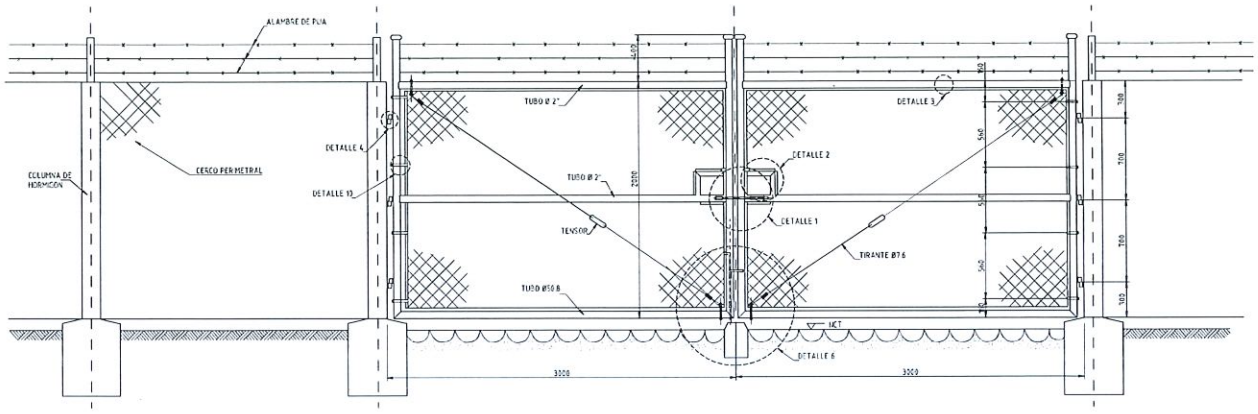

DETALLE DE PORTON Y LLEGADA DE CERCO

ESC.: 1/20

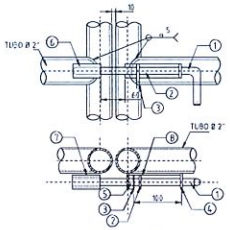

DETALLE 7

ESC.: 1/5

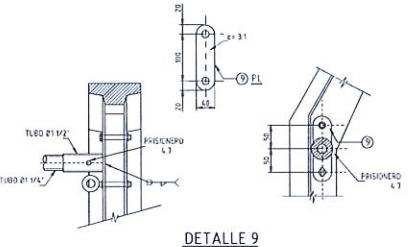

DETALLE 9

ESC.: 1/5

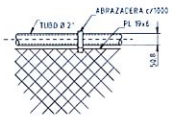

DETALLE 3

ESC.: 1/10

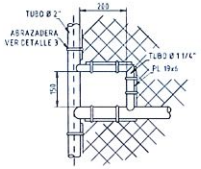

DETALLE 2

ESC.: 1/10

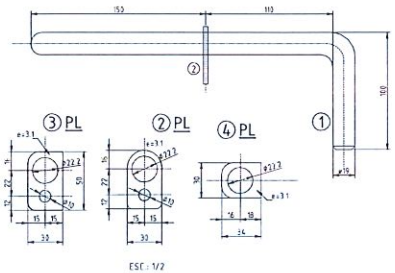

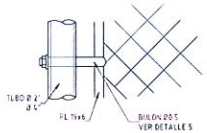

DETALLE 10

ESC.: 1/5

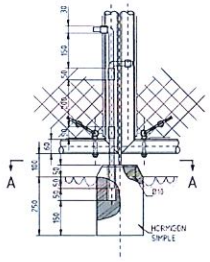

DETALLE 6

ESC.: 1/10

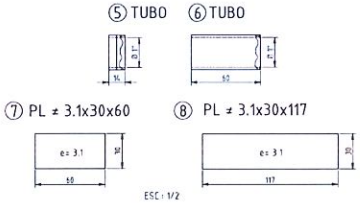

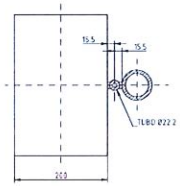

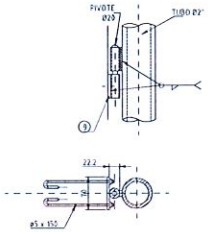

DETALLE 4

ESC.: 1/5

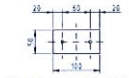

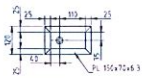

SECCION A-A

SIMBOLOGIAS

E.P.T. ELEVACION PATIO TERMINADO

NOTA

1 - TODAS LAS DIMENSIONES ESTAN DADAS EN MILIMETROS, EXCEPTO DONDE SE INDICA

2 - LAS MEDIDAS SON SOLO REFERENCIALES, LAS DIMENSIONES FINALES SERAN DETERMINADAS POR EL CONTRATISTA EN LA ETAPA DE ELABORACION DEL PROYECTO EJECUTIVO

3 - LOS PLANOS SON REFERNECIALES PARA LAS SUBESTACIONES DONDE SE CONTEMPLE LA LA CONSTRUCION DE DEPOSITO SEPARADOR DE ACEITE

REFERENCIAS

Ing. Gaspar Maldana ...
Jefe Dpto. de Obras Civiles
de Transmisión e Infraestructura

REVIS	LOCAL	DESCRIPCION	DIBUJO	VERIFIC	APROB	FECHA

OBS.:

ANDE	ADMINISTRACION NACIONAL DE ELECTRICIDAD		SUBESTACIONES
PROYECT.	ING H RAMOS	05/10	CERCO DE SEGURIDAD Y PORTON DE ACCESO - DETALLES PROYECTO A NIVEL DE CONTRATO
DIBUJO	C.G.P.	05/10	
VERIFICO	---	---	
APROBO	ING E. VALLEFF	05/10	GT-DPE ESCALA 1/20 Nº 000-23220-001